

# BEST PRACTICE FOR SCHOOL GATES

Jacksons  
Fencing

## SECURE, SAFE, SMART

A short guide for school leaders, facility mangers and specifiers on how to manage school gates safely.



## SAFE GATE DESIGN



**LONG GUARANTEE**



**ROBUST MATERIALS**



**SAFETY COMPLIANCE**



**SAFE INSTALLATION**



**DESIGNATED ACCESS POINTS**



**MINIMAL ENTRANCES**



### CONTROLLED ACCESS

Entry points should be limited and monitored



### CHILD SAFETY FIRST

No horizontal bars or features that can be used as climbing aids



### SURVEILLANCE INTERGRATION

Allow for CCTV or internal visibility



### RELIABLE OPERATION & MAINTENANCE

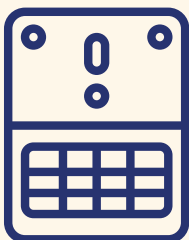
Regular checks and maintenance by a qualified technician

#### IMPLEMENT POLICIES



Develop clear gate operation and access policies. Include timings, entry permissions, and emergency access rule

#### SUPERVISION PROTOCOLS AND TIMES



Ensure gates are staffed at peak times. Supervise during arrival, break, and end of day

#### EMERGENCY PROCEDURES AND GATE ACCESS



Gates must allow fast access for emergency services. Staff should know override methods and key locations

#### GATE MAINTENANCE SCHEDULES



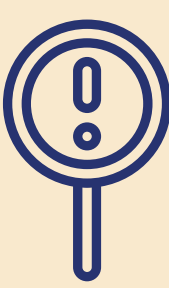
Regular inspections of hinges, latches, automation. Log issues and schedule prompt repairs

#### COMMUNICATION CHANNELS



Keep parents, staff, and contractors informed. Use signage, newsletters, and digital channels

#### GATE ACCESSIBILITY CONSIDERATIONS



Ensure gates accommodate wheelchairs, prams, and diverse needs

#### COMMUNITY ENGAGEMENT & GATE SAFETY AWARENESS

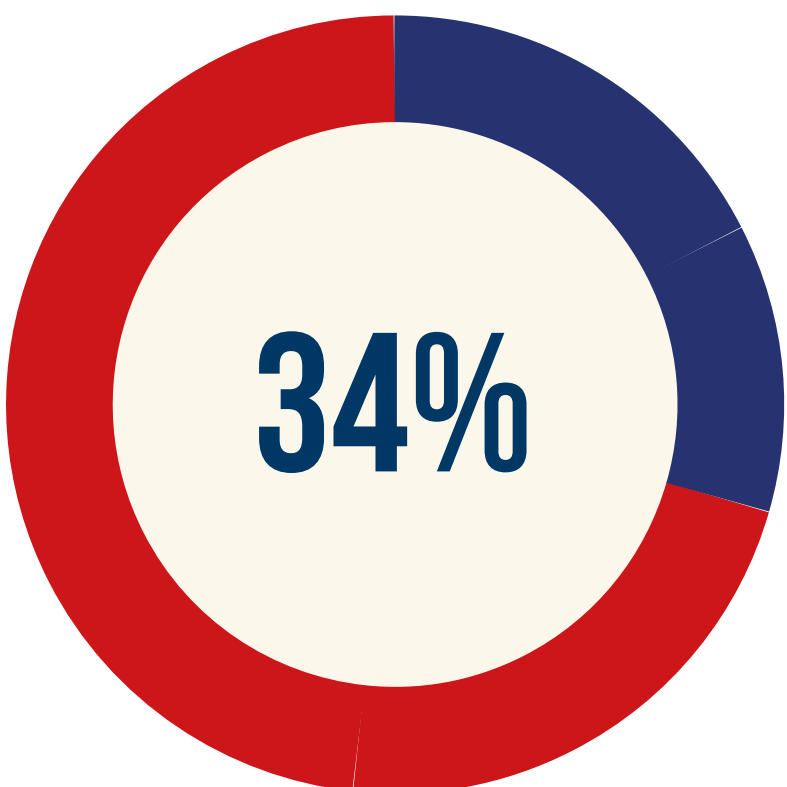


Educate students and wider community about safe gate use. Encourage responsible behaviours

#### DOCUMENTATION AND REVIEW



Keep records of incidents, maintenance, and inspections. Review policies annually and assign a responsible person



\*GATE SAFE AUDIT

34% OF SCHOOL GATES LACK HINGE PROTECTION, WHICH INCREASES THE RISK OF ENTRAPMENT\*

Investing in high quality gates enhances long-term security and minimises risks

