

NOTES

ALL DIMENSIONS ARE IN mm (U.O.S)
FOR INTERMEDIATE POST DRILLING
– SEE J2/01016 (SHT 1 OF 3)

ABOVE 2.75mH, STRUT KITS
WILL BE PROVIDED FOR ENDS
(1No) & CORNERS (2No).
EACH STRUT KIT CONSISTS
OF 2No HORIZONTAL STRUTS.

WELDED MESH HEIGHT
6 Ft (1830mm)
8 Ft (2440mm)
10 Ft (3050mm)
12 Ft (3660mm)


Ø10 HOLES FOR FERRULE
WINDERS TO STRAIN
BARBED WIRE

CORNER STRAINER


STRETCHER BAR TO
SUPPORT CHAINLINK

Ø60 STRAP + FERRULE
WINDER TO STRAIN
LINE WIRES

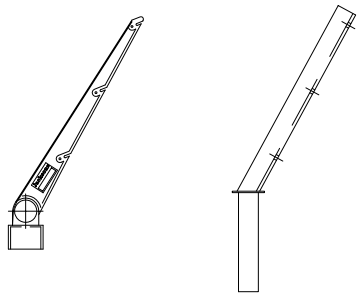
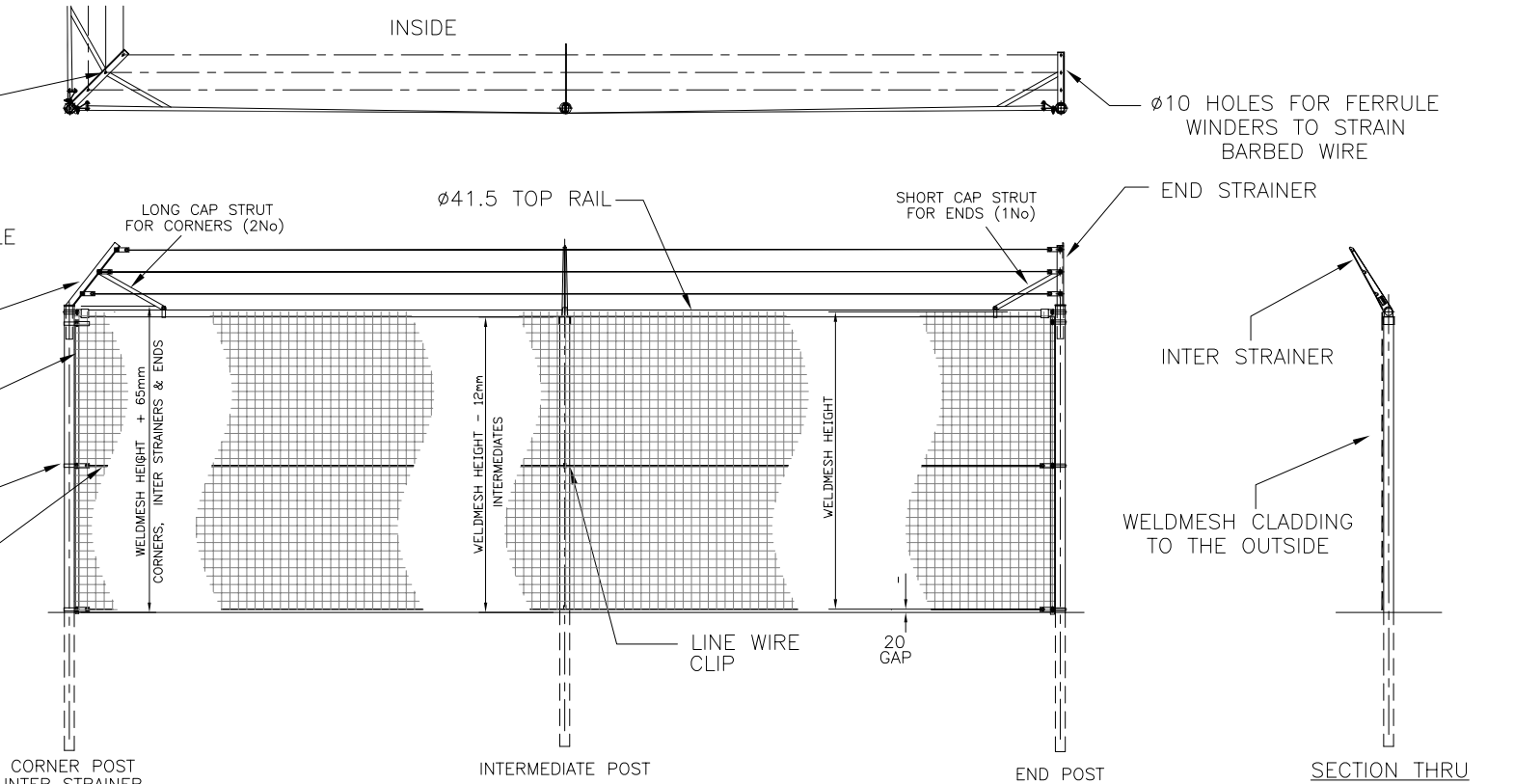
LINE WIRE



SHORT CAP STRUT 475 LG



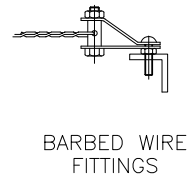
LONG CAP STRUT 625 LG



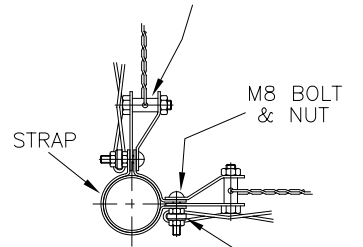
INTERMEDIATE STRAINER

INTERMEDIATE/END STRAINER

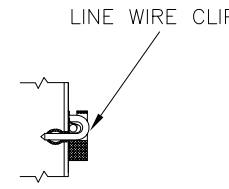
CORNER STRAINER



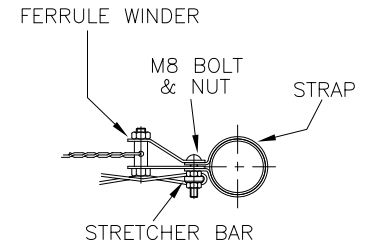
BARBED WIRE FITTINGS



CORNER FITTINGS



INTERMEDIATE POSTS ONLY



END FITTINGS

Jacksons
FINE FENCING

Stowting Common
Near Ashford,
KENT. TN25 6BN
Telephone : 01233 750393
Fax: 01233 750403
Int. Tel : +44 (0)1233 750393

- ⑥ 24/04/10
- ⑤ 22/09/09
- ④ 21/02/06
- ③ 03/06/05
- ② 01/10/03
- ① 19/09/01

Strut Kits Req'd for 2.75m High
REDRAWN
End & Corner Brackets swapped
NEW EXTENSIONS
OFFSET STRAPS DELETED
Thrust Plates Removed

Drawn Y HALL
Date 18/12/98
Checked
Size A3 Scale N.T.S U.O.S

TITLE	Tubular Welded Mesh SYSTEM 5 LAYOUT
CUSTOMER	
ACK No.	
Drawing No.	98 J2/01033
	Sheet 1 of 2