










Imperial Welded Mesh System 3 – Fittings List

| POST TYPE | CHAINLINK HEIGHT | POST SIZE | | |  POST CAP (DIA. 60.3) |  LINE WIRE CLIP |  'T' CAP |  STRAP |  TOP RAIL END CAP | FLAT STRETCHER BAR |  WINDER |  M8 x 40 Gutter Bolt Nut & Washer |  Extra M8 Nuts For Stretcher Bars |  Extra M8 WASHERS |
|---|-----------------------|-----------|--------|--------|--|--|---|---|--|--------------------|--|--|--|--|
| | | DIAMETER | WALL | LENGTH | | | | | | | | | | |
| INTERMEDIATE | 3 Ft | ø60.3 | 1.75mm | 1.5M | | 1 | 1 | | | | | | | |
| | 4 Ft | ø60.3 | 1.75mm | 1.8M | | 2 | 1 | | | | | | | |
| | 4ft 6in | ø60.3 | 1.75mm | 2.0M | | 2 | 1 | | | | | | | |
| | 6 Ft | ø60.3 | 1.75mm | 2.5M | | 2 | 1 | | | | | | | |
| | 8 Ft | ø60.3 | 2.25mm | 3.2M | | 3 | 1 | | | | | | | |
| | 10 Ft | ø60.3 | 3.0mm | 3.8M | | 4 | 1 | | | | | | | |
| | 12 Ft | ø60.3 | 3.0mm | 4.4M | | 4 | 1 | | | | | | | |
| END | 3 Ft | ø60.3 | 1.75mm | 1.6M | 1 | | | 3 | 1 | 2 | 1 | 3 | 2 | 2 |
| | 4 Ft | ø60.3 | 1.75mm | 1.9M | 1 | | | 4 | 1 | 2 | 2 | 4 | 3 | 3 |
| | 4ft 6in | ø60.3 | 1.75mm | 2.1M | 1 | | | 4 | 1 | 2 | 2 | 4 | 3 | 3 |
| | 6 Ft | ø60.3 | 2.25mm | 2.6M | 1 | | | 4 | 1 | 2 | 2 | 4 | 3 | 3 |
| | 8 Ft | ø60.3 | 2.25mm | 3.3M | 1 | | | 5 | 1 | 2 | 3 | 5 | 4 | 4 |
| | 10 Ft | ø60.3 | 3.0mm | 3.9M | 1 | | | 6 | 1 | 2 | 4 | 6 | 5 | 5 |
| | 12 Ft | ø60.3 | 3.0mm | 4.5M | 1 | | | 6 | 1 | 2 | 4 | 6 | 5 | 5 |
| CORNER/ INTERMEDIATE STRAINER | 3 Ft | ø60.3 | 1.75mm | 1.6M | 1 | | | 6 | 2 | 4 | 2 | 6 | 4 | 4 |
| | 4 Ft | ø60.3 | 1.75mm | 1.9M | 1 | | | 8 | 2 | 4 | 4 | 8 | 6 | 6 |
| | 4ft 6in | ø60.3 | 1.75mm | 2.1M | 1 | | | 8 | 2 | 4 | 4 | 8 | 6 | 6 |
| | 6 Ft | ø60.3 | 2.25mm | 2.6M | 1 | | | 8 | 2 | 4 | 4 | 8 | 6 | 6 |
| | 8 Ft | ø60.3 | 2.25mm | 3.8M | 1 | | | 10 | 2 | 4 | 6 | 10 | 8 | 8 |
| | 10 Ft | ø60.3 | 3.0mm | 3.9M | 1 | | | 12 | 2 | 4 | 8 | 12 | 10 | 10 |
| HORIZONTAL STRUT KIT FOR 10 Ft & 12 Ft HIGH | END (x 2 FOR CORNERS) | ø41.5 | 2.0mm | 6.0M | | | | 4 | 4 | | | 4 | | |

STIRRUP WIRES:-
ALLOW 5Kg ROLL 2.5mm PLAIN WIRE (STOCK CODE 323200)
(5Kg = 130M Approx. = 590 STIRRUP WIRES PER ROLL)

Jacksons
FINE FENCING

Stowing Common
Near Ashford,
KENT. TN25 6BN
Telephone : 01233 750393
Fax: 01233 750403
Int. Tel : +44 (0)1233 750393

④ 03/12/09
③ 22/09/09
② 01/10/03
① 19/09/01
① 17/12/98

1.8M POST LENGTHS
WASHERS & POST LENGTH
OFFSET STRAPS DELETED
Thrust Plates Removed
ORIGINAL ISSUE

Drawn Y HALL
Date 17/12/98

Checked
Size A3 Scale N.T.S
U.O.S

TITLE
Tubular Welded Mesh
SYSTEM 3 – FITTINGS LIST

CUSTOMER
ACK No.

Drawing No.
98 J2/01031
Sheet 2 of 2