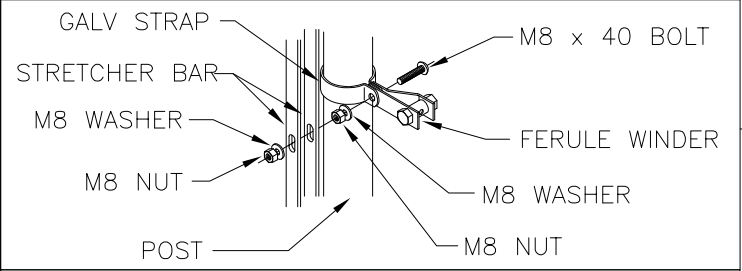
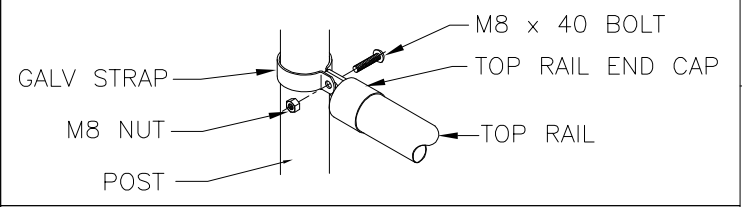
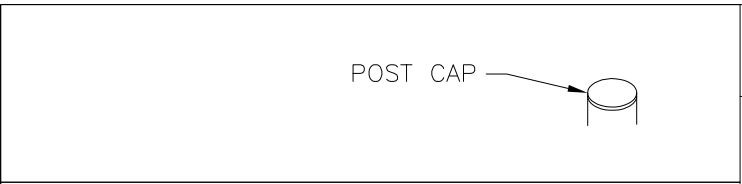
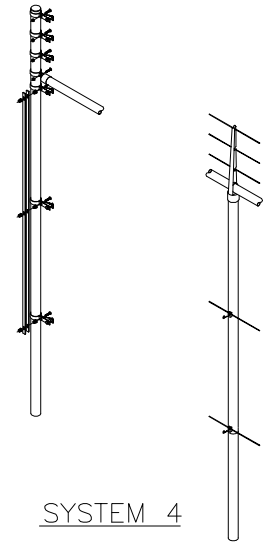


FENCE HEIGHT	No. LINE WIRES
6ft	2
8ft	3
10ft - 12ft	4



WELDED MESH HEIGHT
6 Ft (1830mm)
8 Ft (2440mm)
10 Ft (3050mm)
12 Ft (3660mm)

THIS DRAWING IS TO BE USED IN CONJUNCTION WITH INSTALLATION INSTRUCTIONS ON OUR WEBSITE:  
WWW.JACKSONS-FENCING.CO.UK

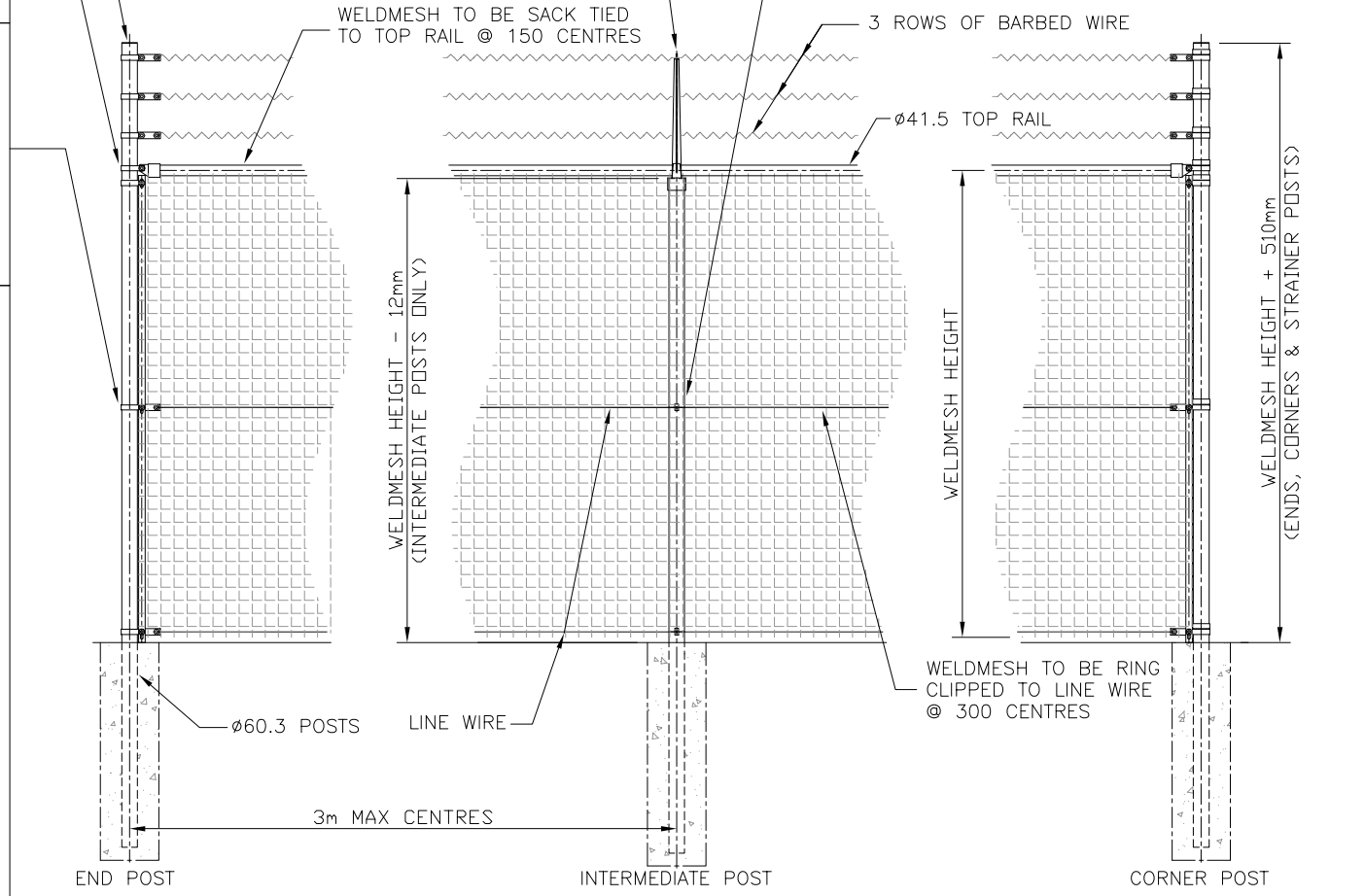
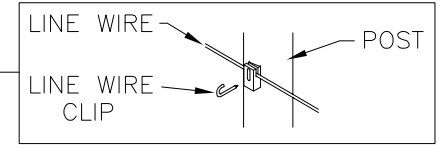
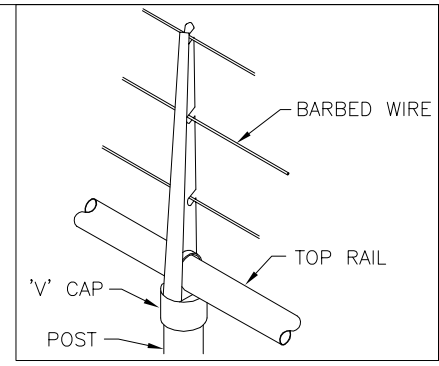


**NOTES**  
ALL DIMENSIONS ARE IN mm (UNO)

INTERMEDIATE STRAINER POSTS TO BE USED ON STRAIGHT RUNS OVER 100m

HORIZONTAL STRUT KITS SUPPLIED FOR 10ft HIGH & ABOVE TO BE USED AT END OF RUN WHERE STRAINING. KITS CONSISTS OF TOP RAIL & TOP RAIL END CAPS TO BE POSITIONED AT 3rd POINTS

SYSTEM 4



**Jacksons**  
FINE FENCING

Stowing Common  
Near Ashford,  
KENT. TN25 6BN  
Telephone : 01233 750393  
Fax: 01233 750403  
Int. Tel : +44 (0)1233 750393

DO NOT SCALE - IF IN DOUBT ASK

3	22/09/09	REDRAWN
2	01/10/03	OFFSET STRAPS DELETED
1	19/09/01	Thrust Plates Removed
0	17/12/98	ORIGINAL ISSUE

Drawn	Y HALL
Date	17/12/98
Checked	
Size	A3
Scale	N.T.S U.O.S

TITLE	Tubular Welded Mesh SYSTEM 4	
CUSTOMER	ACK No.	
Drawing No.	98 J2/01032	
	Sheet 1 of 2	

This Drawing Is The Property Of H.S. Jackson & Son (Fencing) Ltd.  
And May Not Be Copied Or Reproduced In Any Way Without Prior Written Permission.