
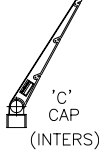
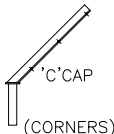
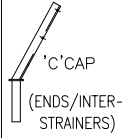








# Weldmesh System 5 – Fittings List

POST TYPE	CHAINLINK HEIGHT	POST SIZE			 LINE WIRE CLIP	 'C' CAP (INTERS)	 'C'CAP (CORNERS)	 'C'CAP (ENDS/INTER-STRAINERS)	 STRAP (Top Rail) ø60.3	S/S STRAP (Cap Struts) ø41.5	S/S SUPPORT CLIPS	CAP STRUT LONG (600 lg)	CAP STRUT SHORT (450 lg)	 TOP RAIL END CAP	FLAT STRETCHER BAR	 WINDER	 M8 x 40 Gutter Bolt Nut & Washer	 Extra M8 Nuts For Stretcher Bars	 Extra M8 WASHERS
		DIAMETER	WALL	LENGTH															
INTERMEDIATE	6 ft	ø60.3	1.75mm	2.5M	2	1													
	8 ft	ø60.3	2.25mm	3.2M	3	1													
	10 ft	ø60.3	3.0mm	3.8M	4	1													
	12 ft	ø60.3	3.0mm	4.4M	4	1													
END	6 ft	ø60.3	2.25mm	2.6M				1	4	1	2		1	1	2	5	6	3	3
	8 ft	ø60.3	2.25mm	3.3M				1	5	1	2		1	1	2	6	7	4	4
	10 ft	ø60.3	3.0mm	3.9M				1	6	1	2		1	1	2	7	8	5	5
	12 ft	ø60.3	3.0mm	4.5M				1	6	1	2		1	1	2	7	8	5	5
CORNER	1.8M	ø60.3	2.25mm	2.6M			1		8	1	2	1		2	4	10	12	10	10
	2.4M	ø60.3	2.25mm	3.3M			1		12	1	2	1		2	4	12	14	12	12
	3.0M	ø60.3	3.0mm	3.9M			1		16	1	2	1		2	4	14	16	14	14
	3.6M	ø60.3	3.0mm	4.5M			1		16	1	2	1		2	4	14	16	14	14
INTERMEDIATE STRAINER	1.8M	ø60.3	2.25mm	2.6M				1	8	1	2		1	2	4	10	12	10	10
	2.4M	ø60.3	2.25mm	3.3M				1	12	1	2		1	2	4	12	14	12	12
	3.0M	ø60.3	3.0mm	3.9M				1	16	1	2		1	2	4	14	16	14	14
	3.6M	ø60.3	3.0mm	4.5M				1	16	1	2		1	2	4	14	16	14	14
HORIZONTAL STRUT KIT FOR 2.75M TO 3.6M HIGH	END (x 2 FOR CORNERS)	ø41.5	2.0mm	6.0M					4					4			4		

STIRRUP WIRES:-  
 ALLOW 5Kg ROLL 2.5mm PLAIN WIRE (STOCK CODE 323200)  
 (5Kg = 130M Approx. = 590 STIRRUP WIRES PER ROLL)

**Jacksons**  
**FINE FENCING**

Stowting Common  
 Near Ashford,  
 KENT. TN25 6BN  
 Telephone : 01233 750393  
 Fax: 01233 750403  
 Int. Tel : +44 (0)1233 750393

- ⑥ 03/12/09
- ⑤ 22/09/09
- ④ 03/06/05
- ③ 01/10/03
- ② 19/09/01
- ① 25/03/99

1.8M POST LENGTHS  
 WASHERS & POST LENGTH  
 new extensions  
 OFFSET STRAPS DELETED  
 Thrust Plates Removed  
 POST HEIGHTS REVISED

Drawn Y HALL  
 Date 17/12/98  
 Checked  
 Size A3 Scale N.T.S u.o.s

TITLE Tubular Welded Mesh SYSTEM 5 – FITTINGS  
 CUSTOMER  
 Drawing No. 98 J2/01033  
 ACK No. Sheet 2 of 2