

CUSTOMER NAME:

ACK No.

SALESMAN:

GATE LEAF SIZE LIMITATION.

Max Actual Gate Height (mm)	Allowable Actual Gate Width (mm)
Up to 1930 incl.	1800
Over 1930 up to 2400 incl.	1200

GATE FRAME TYPE.

HEAVY FRAME (58mm thick) is required for Gates with:

- Actual Gate Height greater than 1930mm.
- OR
- Actual Gate Width greater than 1500mm.

GATE HANDING & OPENING:

The handing of the gate is determined by the position of the hinges when the gate is viewed from outside. Hinges are always on the opening side of the gate.

* **STEP 4:** Please tick appropriate box for desired gate fitting option.

OPTION 1: UNFITTED GATE(s).

For fittings to be supplied separately.

OR

OPTION 2: FITTED GATE(s).

Please tick appropriate box for desired hanging & opening.

***STEP 2.**
Remember:
Gate Pair Width =
Width of One Leaf + Width of Second Leaf
(Assuming both leaves are the same size)
"Actual Gate Pair Width"
is 30mm less than the between posts.

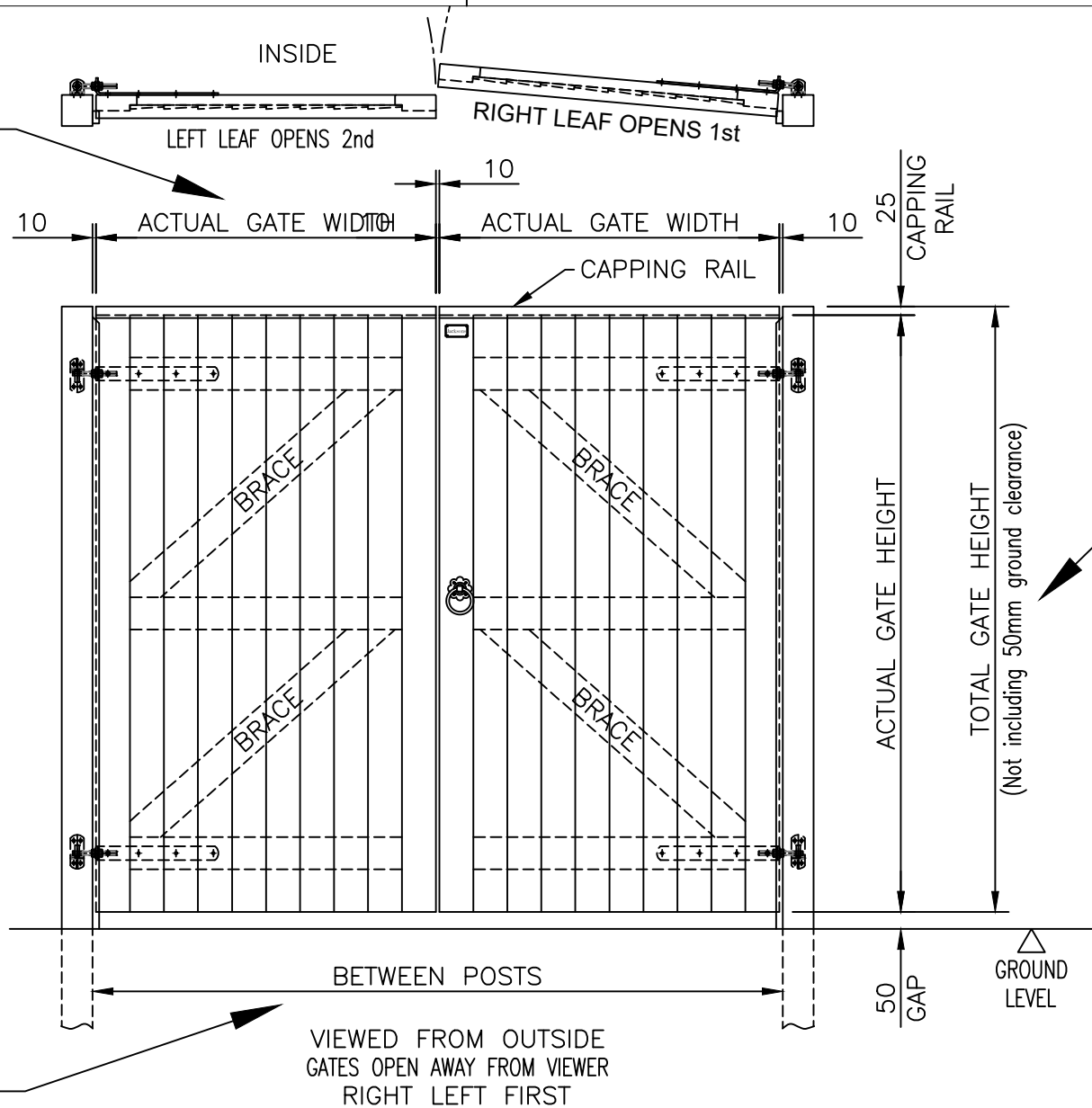
OR

If leaves are of unequal sizes please specify:

Width of Leaf Leaf:

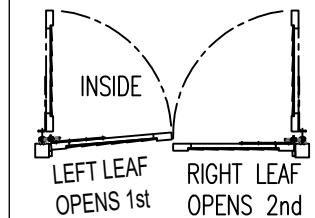
Width of Right Leaf:

***STEP 1.**
"Width Between Posts"

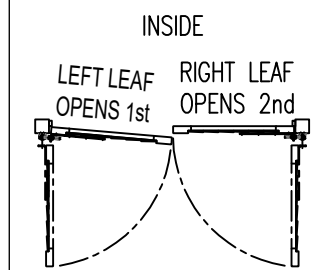
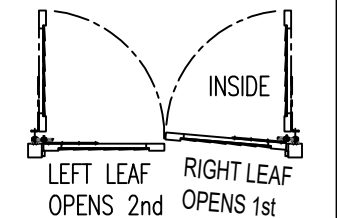


***STEP 3.**
"Total Gate Height"
including Capping Rail.
Remember not to include
50mm for Ground Clearance.

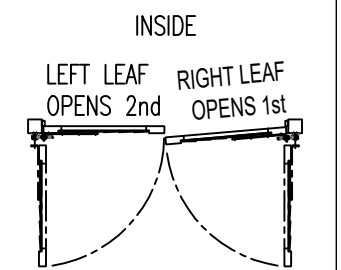
A. Opening Inwards
Left Leaf First



B. Standard
Opening Inwards
Right Leaf First



C. Opening Outwards
Left Leaf First



D. Opening Outwards
Right Leaf First

***GATES SHOWN OPENING INWARDS** - For your requirements select the appropriate option in ***STEP 4.**

NOTE: Please fill in all the required measurements marked with *.

This order cannot be **Changed** or **Canceled**. Please sign & return the form.
Before returning please kindly make sure all the required steps are completed & information is filled in & checked.
In case of any queries please contact your salesperson.

CUSTOMER SIGNATURE: DATE:



Stowting Common, Near Ashford,
Kent. TN25 6BN
Telephone: 01233 750393
Fax: 01233 750403
www.jacksons-fencing.co.uk
www.jacksons-security.co.uk

DO NOT SCALE - IF IN DOUBT ASK

- ⑤ 13/04/2018 NEW BORDER + DRAWN TO SCALE
- ④ 03/01/2018 BOTTOM RAIL DESIGN CHANGE
- ③ 11/01/2017 SIZE LIMITATIONS ADDED
- ② 25-08-2011 TEMPLATE CHANGED
- ① 11-01-2009 COMMENTS ADDED

Drawn ALI
Date 20-10-2008
Checked DD
Size A3
Scale 1:20 U.O.S

TITLE SPECIAL 'FEATHERBOARD' GATE
DOUBLE LEAF

CUSTOMER MANUFACTURE
TOLERANCE ±5mm
ACK No.

Drawing No.
J7/02125
Sheet 2 of 7